

VITALS PHYSICAL FUNCTIONALITY

Name:	Gender: Male	Height:	Weight:	Age:
-------	-----------------	---------	---------	------

Scan Test	Current Scan		Previous Scan	
	In Range	Out Range	In Range	Out Range

Vitals Physical Functionality Lte Page 1

Basic Physical

Emotional Stability				
Glutathione				
Hydration				
Hypoxia				
Mental Clarity				
pH Balance				
Vagal tone				

Bone Mineral Density / Disease

Adhesion of Shoulder Muscles				
Age of Ligaments (flexibility)				
Disc, protusion				
Disc, degeneration				
Joints, range of motion				
Bone Hyperplasia				
Bone Mineral Density				
Calcification, Cervical				
Calcification, Lumbar				
Calcification, Sacrum				
Calcification, Thoracic				
Calcium Loss				
Osteoclast function				
Osteoporosis				
Rheumatism				

Cardiovascular / Cerebralvascular

Blood Fat				
Blood Viscosity				
Brain Tissue Blood Supply Status				























VITALS PHYSICAL FUNCTIONALITY

Name: Charles McWilliams







Scan Test	Current Scan		Previous Scan	
	In Range	Out Range	In Range	Out Range

Vitals Physical Functionality Lite Page 2



























Cardiovascular / Cerebrovascular

Cerebral Blood Vessel Elasticity				
Cerebral Blood Vessel Resistance				
Cerebrovascular Blood Oxygen Pressure (PaO2)				
Cerebrovascular Blood Oxygen Saturation (Sa)				
Cerebrovascular Blood Oxygen Volume (CaCO2)				
Cholesterol Crystal				
Coronary Artery Elasticity				
Coronary Artery Resistance				
Coronary Perfusion Pressure				
Galectin-3				
Heart Peripheral Resistance(TRR)				
Left Ventricular Effective Pump Power				
Left Ventricular Ejection Impedance				
Myocardial Blood Demand				
Myocardial Blood Perfusion Volume				
Myocardial Oxygen Consumption				
NT-proBNP				
Pulse Wave Coefficient K				
Stroke Index				
Stroke Volume (SV);				
Vascular Elasticity				
Vascular Resistance				

Endocrine Glands

Adrenal cortex				
Adrenal medulla				
Hypothalamus				
Ovaries/Testes				
Pancreas				
Parathyroid				

VITALS PHYSICAL FUNCTIONALITY

Name: Charles McWilliams				
Scan Test	Current Scan		Previous Scan	
	In Range	Out Range	In Range	Out Range
Vitals Physical Functionality Lte Page 3				
Endocrine Glands				
Pineal body				
Pituitary, anterior				
Pituitary, posterior				
Thyroid				
Uterus/Prostate				
Hormones: Mood / Sex / Sleep / Stress				
Cortisol				
Dehydroepiandrosterone (DHEA)				
Epinephrine				
Estradiol				
Estrogen				
Estriol				
Follicle Stimulating Hormone (FSH)				
GABA				
Gonadotropin				
Human sex hormone-binding globulin				
Insulin-like Growth Factor 1				
Luteinizing Hormone (LH)				
Melatonin				
Norepinephrine				
Progesterone				
Prolactin				
Serotonin				
Testosterone				
Testosterone-Free				
Kidney Function				
Blood urea nitrogen (BUN)				
Creatinine, serum (mg/dL)				

VITALS PHYSICAL FUNCTIONALITY

Name: Charles McWilliams					
Scan Test	Current Scan		Previous Scan		
	In Range	Out Range	In Range	Out Range	
Vitals Physical Functionality Lte Page 4					
Kidney Function					
Cystatin C					
Proteinuria					
Uric acid					
Urobilinogen					
Liver / Gall Bladder Function					
ALP					
ALT					
AST					
Bile Secretion Function					
Bilirubin (DBIL);					
Detoxification, Phase I;					
Detoxification, Phase II, acetylation					
Detoxification, Phase II, amino acid conjugation					
Detoxification, Phase II, glucuronidation					
Detoxification, Phase II, glutathione conjugation					
Detoxification, Phase II, methylation					
Detoxification, Phase II, sulfation					
Energy Production Function					
Liver Fat Content					
Protein Metabolism					
Serum Globulin (A/G)					
Serum Total Bile Acid (TBA)					
Total Bilirubin (TBIL)					
Lung Function					
Airway Resistance RAM					
Arterial Oxygen Content PaCO2					
Total Lung Capacity TLC					
Vital Capacity VC					

VITALS PHYSICAL FUNCTIONALITY

Name: Charles McWilliams


Scan Test	Current Scan		Previous Scan	
	In Range	Out Range	In Range	Out Range

Vitals Physical Functionality Lte Page 5

Body Reproductive Function: Female

Beta hCG hormone;				
Cervicitis				
Endometriosis				
Fallopian tube dysfunction				
Fibroadenoma of breast				
Hyperplasia of mammary glands				
Menopause				
Ovulation				
Pelvic Inflammatory Disease				
Premenstrual Syndrome (PMS)				
Vaginitis				

Body Reproductive Function: Male

Erection Transmitter				
Prostatic Calcification				
Prostatic Hyperplasia				
PSA				
Sperm Count				
Sperm Motility Rate				
Sperm pH				
Sperm White Blood Cell Count				

Thyroid Function

Anti-Thyroglobulin Antibody				
Anti-Thyroid Peroxidase Antibody				
Calcitonin				
rT3, reverse T3				
T3, free				
T4, free				
TSH				

Please Read

The information contained in these reports is not intended or implied to be a substitute for professional medical advice, diagnosis or treatment, all content including text, graphics, images and information contained in this document are for general information and educational purposes only.

You are encouraged to confirm any information obtained from or through this document with other sources and review all information regarding any medical condition or treatment with your physician.